



Tasmanian Turf Club, Launceston, 2012-02-22

Race results

Copyright 2011 Tasracing Pty Ltd

Trademarks.

StrideMASTER is a registered trademark of Thoroughbred Ratings Pty Ltd.

Disclaimer.

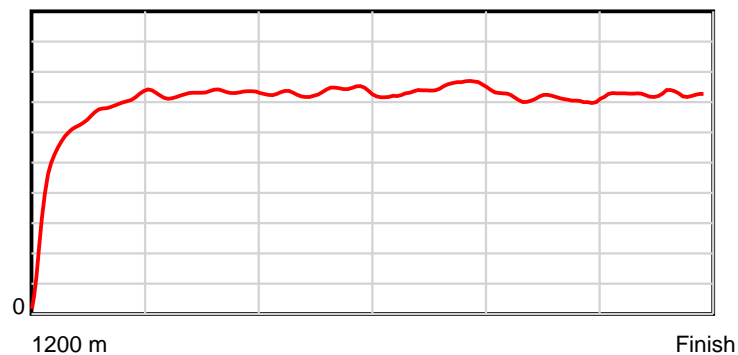
Tasracing Pty Ltd and Thoroughbred Ratings Pty Ltd accepts no responsibility for the completeness or accuracy of any of the information contained herein, and makes no representations about its suitability for any particular purpose. Users should make their own judgements about those matters and/or seek independent advice. You assume all risks associated with use of the data provided on this page.

Tasmanian Turf Club, Launceston, 2012-02-22

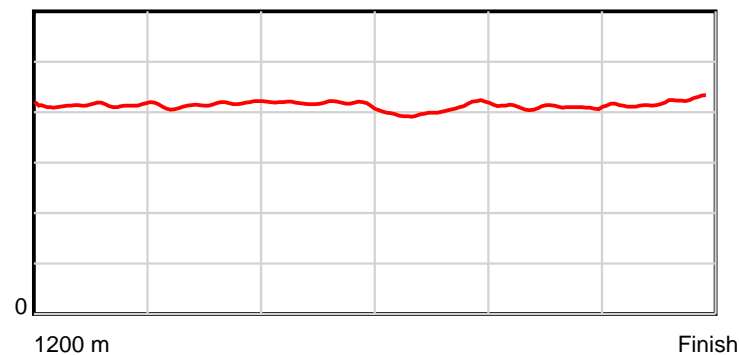
Race 10, Distance 1200m, Mowbray - Offset 6m

Result	TAB no.	Horse (Barrier)	1200 to	1000m to	800m to	600m to	400m to	200m to	Total or	Margin
1st	1	Banca Mo (5)	1000m	800m	600m	400m	200m	WP	Average	
		Position in running (margin)	-	9(4.9)	9(5.9)	9(6.5)	8(4.3)	7(3.5)		0.00
		Sectional time (s)	14.72	11.47	11.52	10.60	11.74	11.60		
		Cumulative time (s)	71.66	56.94	45.47	33.95	23.34	11.60	1:11.65	
		Speed (m/s)	13.59	17.44	17.36	18.87	17.04	17.24	16.75	
		Stride length (m)	5.75	7.24	7.26	7.61	6.96	7.25	6.95	
		Stride duration (s)	0.413	0.415	0.418	0.404	0.409	0.420	0.415	
		Stride efficiency (%)	51.70	81.88	82.29	90.55	75.69	82.10	75.57	
		Stride count	34.77	27.63	27.56	26.27	28.74	27.59	172.56	

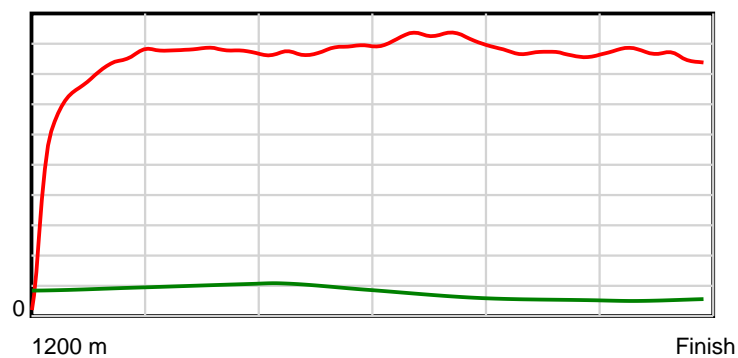
10 m Stride length



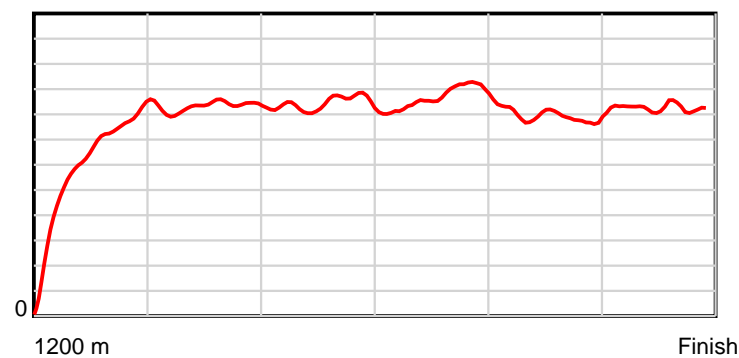
0.6 s Stride duration



20 m/sec Speed



120 % Stride efficiency



Disclaimer.

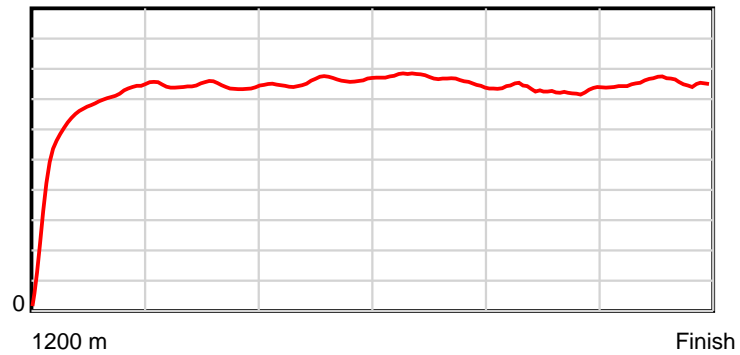
Tasracing Pty Ltd and Thoroughbred Ratings Pty Ltd accepts no responsibility for the completeness or accuracy of any of the information contained herein, and makes no representations about its suitability for any particular purpose. Users should make their own judgements about those matters and/or seek independent advice. You assume all risks associated with use of the data provided on this page.

Tasmanian Turf Club, Launceston, 2012-02-22

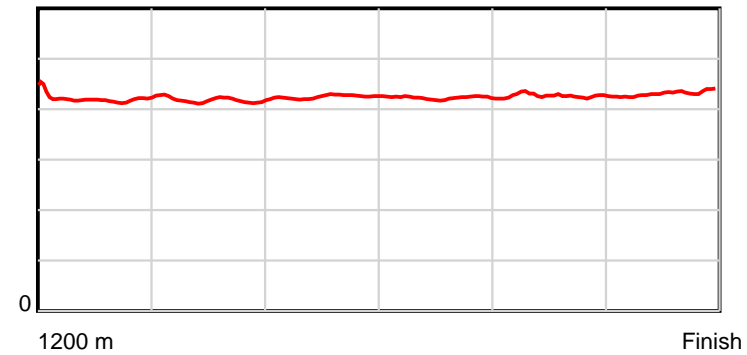
Race 10, Distance 1200m, Mowbray - Offset 6m

Result	TAB no.	Horse (Barrier)	1200 to	1000m to	800m to	600m to	400m to	200m to	Total or	Margin
2nd	3	Lonaro (6)	1000m	800m	600m	400m	200m	WP	Average	
		Position in running (margin)	-	6(3.2)	6(3.1)	6(3.5)	7(3.2)	4(3.1)		0.30
		Sectional time (s)	14.68	11.29	11.48	10.93	11.87	11.47		
		Cumulative time (s)	71.71	57.03	45.74	34.26	23.34	11.47	1:11.70	
		Speed (m/s)	13.62	17.71	17.42	18.30	16.85	17.44	16.73	
		Stride length (m)	5.93	7.40	7.39	7.72	7.17	7.48	7.13	
		Stride duration (s)	0.418	0.418	0.424	0.422	0.426	0.429	0.426	
		Stride efficiency (%)	54.90	85.67	85.43	93.09	80.42	87.35	79.41	
		Stride count	33.74	27.01	27.05	25.91	27.88	26.75	168.34	

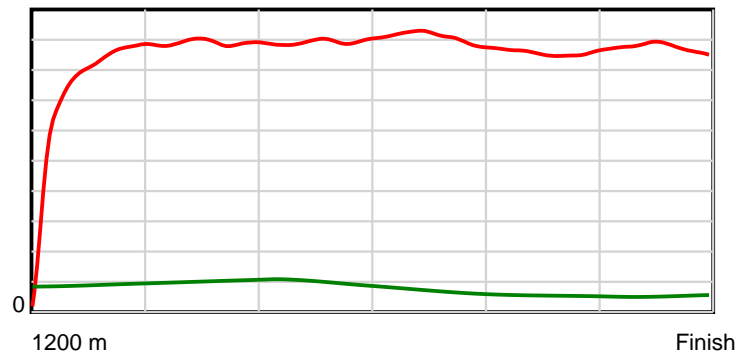
10 m Stride length



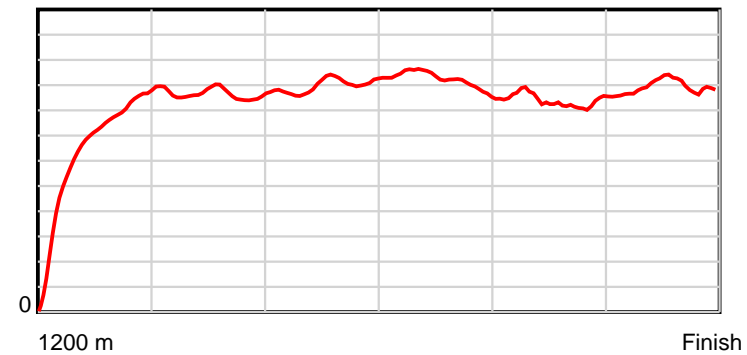
0.6 s Stride duration



20 m/sec Speed



120 % Stride efficiency



Disclaimer.

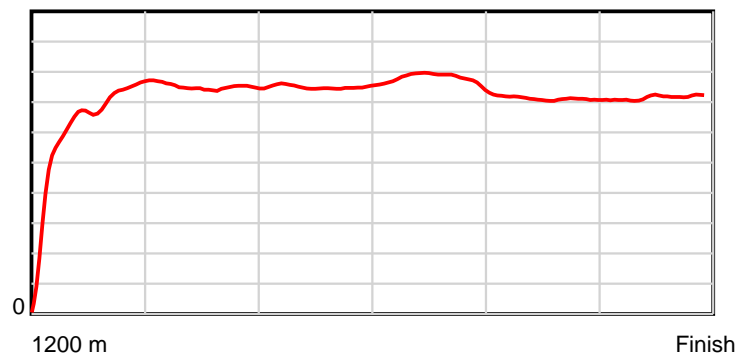
Tasracing Pty Ltd and Thoroughbred Ratings Pty Ltd accepts no responsibility for the completeness or accuracy of any of the information contained herein, and makes no representations about its suitability for any particular purpose. Users should make their own judgements about those matters and/or seek independent advice. You assume all risks associated with use of the data provided on this page.

Tasmanian Turf Club, Launceston, 2012-02-22

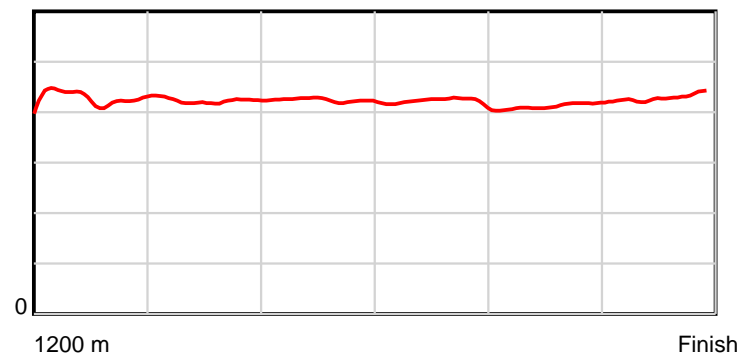
Race 10, Distance 1200m, Mowbray - Offset 6m

Result	TAB no.	Horse (Barrier)	1200 to	1000m to	800m to	600m to	400m to	200m to	Total or	Margin
3rd	4	Pengalas Gee G... (2)	1000m	800m	600m	400m	200m	WP	Average	
		Position in running (margin)	-	7(3.7)	7(3.9)	7(4.1)	5(2.5)	2(0.8)		1.30
		Sectional time (s)	14.75	11.34	11.44	10.72	11.60	12.04		
		Cumulative time (s)	71.89	57.14	45.80	34.36	23.64	12.04	1:11.89	
		Speed (m/s)	13.56	17.64	17.48	18.66	17.24	16.61	16.69	
		Stride length (m)	6.01	7.44	7.41	7.87	7.10	7.11	7.10	
		Stride duration (s)	0.425	0.422	0.424	0.422	0.411	0.428	0.426	
		Stride efficiency (%)	56.41	86.50	85.86	96.75	78.67	78.96	78.88	
		Stride count	33.29	26.88	26.98	25.42	28.19	28.14	168.90	

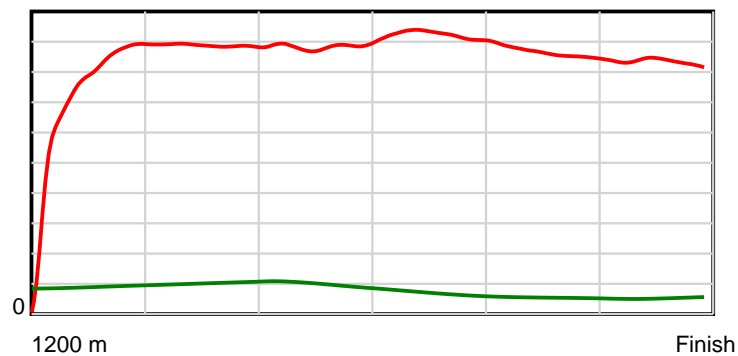
10 m Stride length



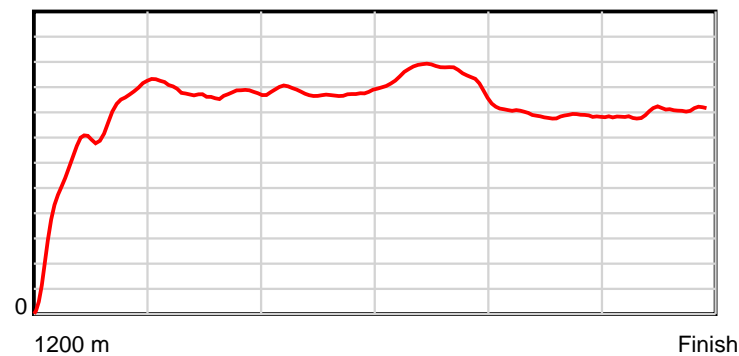
0.6 s Stride duration



20 m/sec Speed



120 % Stride efficiency



Disclaimer.

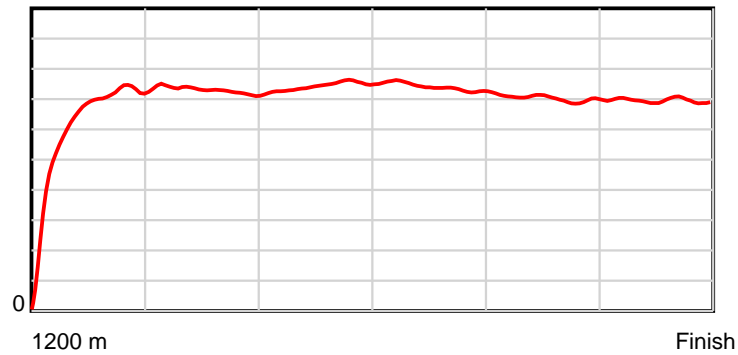
Tasracing Pty Ltd and Thoroughbred Ratings Pty Ltd accepts no responsibility for the completeness or accuracy of any of the information contained herein, and makes no representations about its suitability for any particular purpose. Users should make their own judgements about those matters and/or seek independent advice. You assume all risks associated with use of the data provided on this page.

Tasmanian Turf Club, Launceston, 2012-02-22

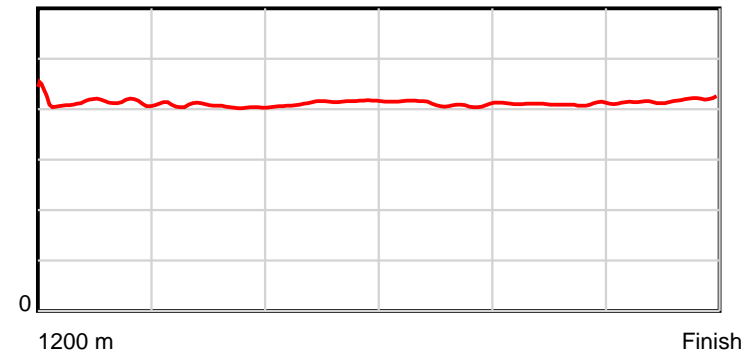
Race 10, Distance 1200m, Mowbray - Offset 6m

Result	TAB no.	Horse (Barrier)	1200 to	1000m to	800m to	600m to	400m to	200m to	Total or	Margin
4th	6	Dangerous Geeg... (4)	1000m	800m	600m	400m	200m	WP	Average	
		Position in running (margin)	-	1(0.0)	1(0.0)	1(0.0)	1(0.0)	1(0.0)		1.70
		Sectional time (s)	14.41	11.31	11.41	10.97	11.88	11.99		
		Cumulative time (s)	71.97	57.56	46.26	34.84	23.87	11.99	1:11.97	
		Speed (m/s)	13.88	17.68	17.53	18.23	16.84	16.68	16.67	
		Stride length (m)	6.09	7.19	7.24	7.48	6.90	6.98	6.95	
		Stride duration (s)	0.411	0.406	0.413	0.410	0.410	0.418	0.417	
		Stride efficiency (%)	57.91	80.71	81.86	87.44	74.42	76.08	75.46	
		Stride count	32.85	27.83	27.63	26.74	28.98	28.66	172.69	

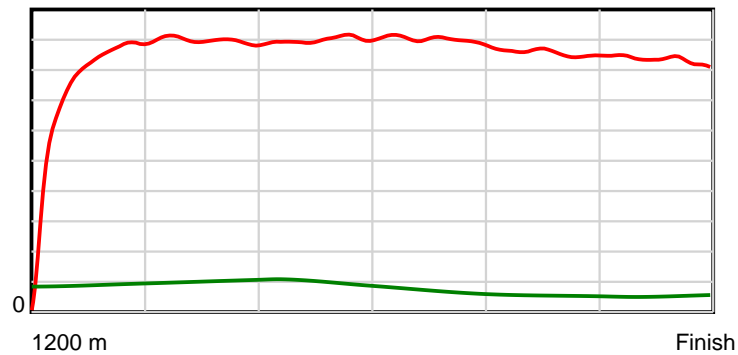
10 m Stride length



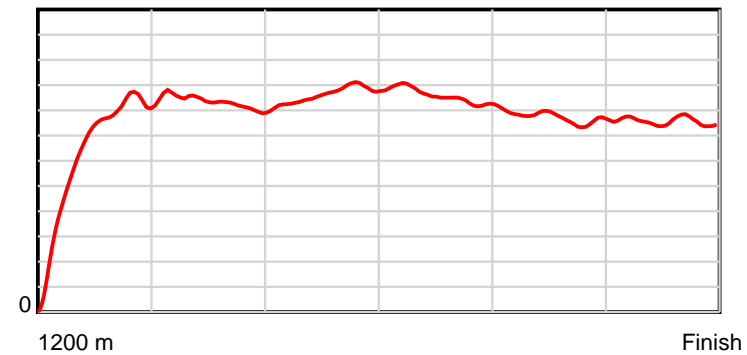
0.6 s Stride duration



20 m/sec Speed



120 % Stride efficiency



Disclaimer.

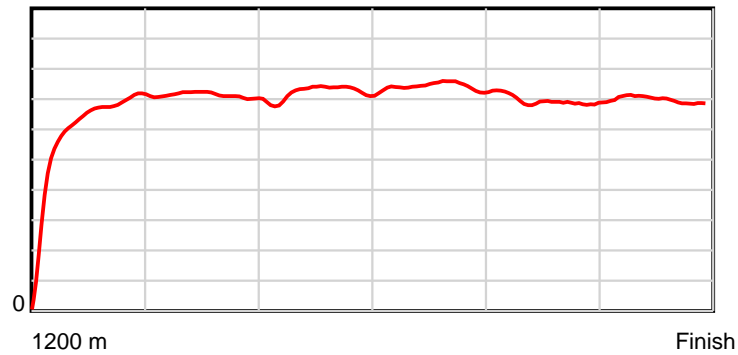
Tasracing Pty Ltd and Thoroughbred Ratings Pty Ltd accepts no responsibility for the completeness or accuracy of any of the information contained herein, and makes no representations about its suitability for any particular purpose. Users should make their own judgements about those matters and/or seek independent advice. You assume all risks associated with use of the data provided on this page.

Tasmanian Turf Club, Launceston, 2012-02-22

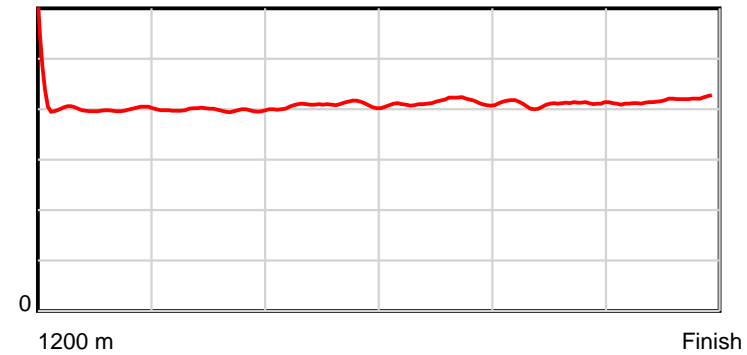
Race 10, Distance 1200m, Mowbray - Offset 6m

Result	TAB no.	Horse (Barrier)	1200 to	1000m to	800m to	600m to	400m to	200m to	Total or	Margin
5th	7	Darmasanda (3)	1000m	800m	600m	400m	200m	WP	Average	
		Position in running (margin)	-	3(1.2)	3(1.4)	5(2.5)	6(2.6)	5(3.3)		3.00
		Sectional time (s)	14.23	11.34	11.60	10.99	11.99	12.04		
		Cumulative time (s)	72.20	57.97	46.62	35.02	24.03	12.04	1:12.20	
		Speed (m/s)	14.05	17.64	17.24	18.20	16.68	16.61	16.62	
		Stride length (m)	6.03	7.01	7.03	7.52	6.85	6.93	6.87	
		Stride duration (s)	0.414	0.398	0.408	0.413	0.411	0.417	0.413	
		Stride efficiency (%)	56.79	76.84	77.28	88.31	73.38	75.09	73.66	
		Stride count	33.18	28.52	28.44	26.60	29.19	28.85	174.78	

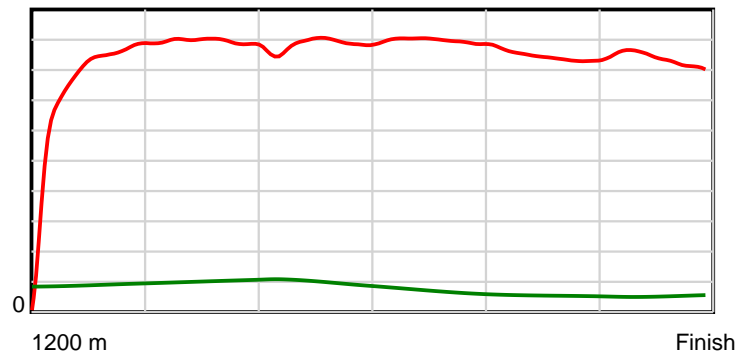
10 m Stride length



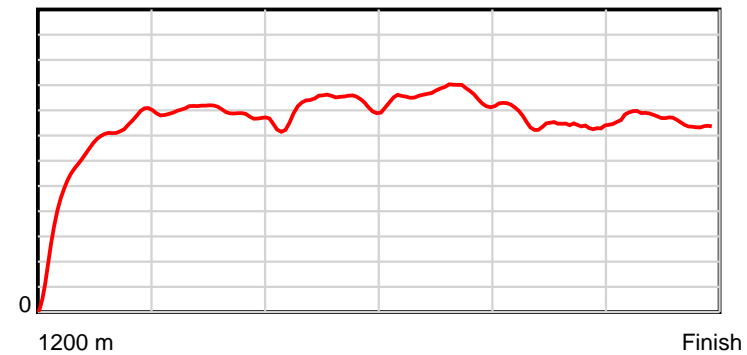
0.6 s Stride duration



20 m/sec Speed



120 % Stride efficiency



Disclaimer.

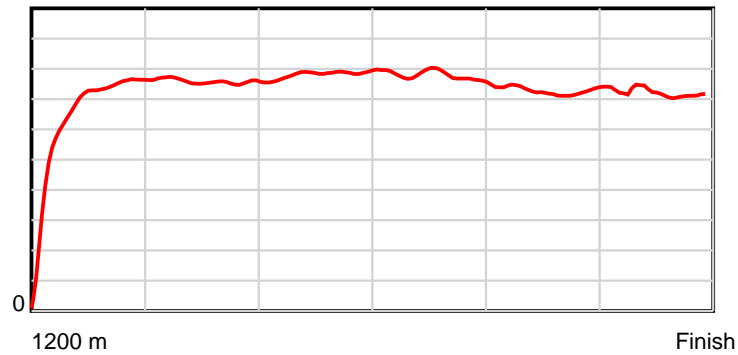
Tasracing Pty Ltd and Thoroughbred Ratings Pty Ltd accepts no responsibility for the completeness or accuracy of any of the information contained herein, and makes no representations about its suitability for any particular purpose. Users should make their own judgements about those matters and/or seek independent advice. You assume all risks associated with use of the data provided on this page.

Tasmanian Turf Club, Launceston, 2012-02-22

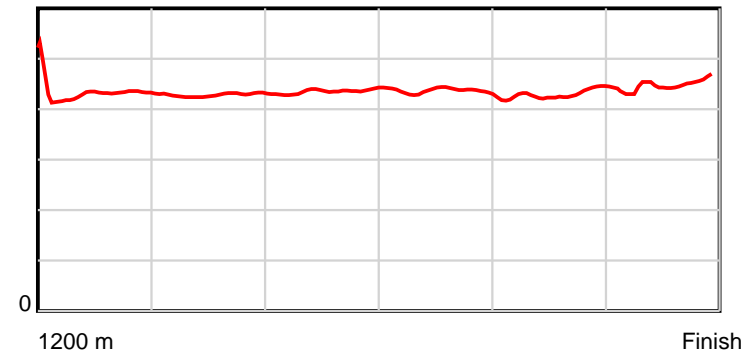
Race 10, Distance 1200m, Mowbray - Offset 6m

Result	TAB no.	Horse (Barrier)	1200 to	1000m to	800m to	600m to	400m to	200m to	Total or	Margin
6th	5	Cool Royal (1)	1000m	800m	600m	400m	200m	WP	Average	
		Position in running (margin)	-	4(1.3)	4(1.8)	3(1.4)	3(1.6)	3(1.8)		4.50
		Sectional time (s)	14.33	11.40	11.34	11.00	11.92	12.49		
		Cumulative time (s)	72.48	58.15	46.75	35.41	24.41	12.49	1:12.48	
		Speed (m/s)	13.96	17.54	17.64	18.18	16.78	16.01	16.56	
		Stride length (m)	6.34	7.51	7.69	7.94	7.18	7.06	7.25	
		Stride duration (s)	0.437	0.428	0.436	0.437	0.428	0.441	0.438	
		Stride efficiency (%)	62.76	88.06	92.32	98.47	80.64	77.86	82.07	
		Stride count	31.56	26.64	26.02	25.19	27.84	28.33	165.58	

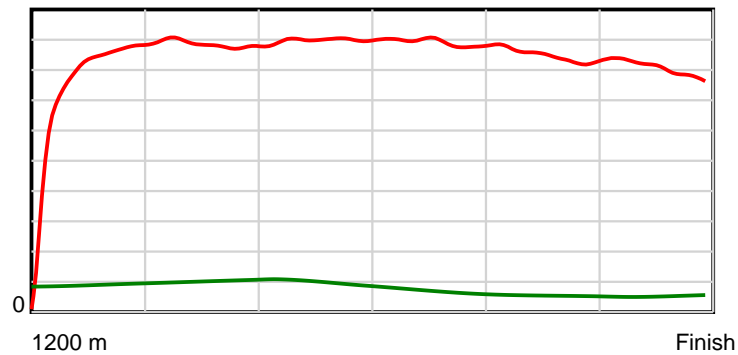
10 m Stride length



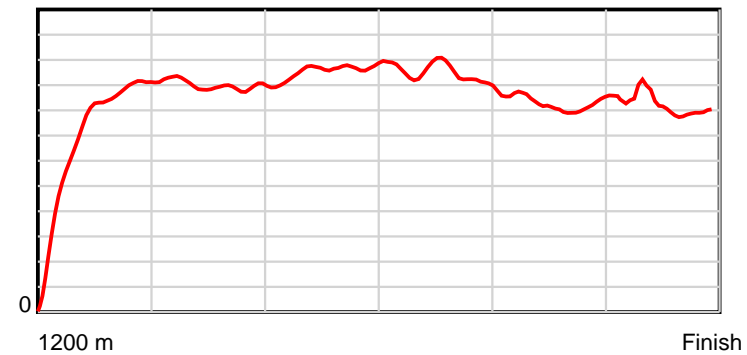
0.6 s Stride duration



20 m/sec Speed



120 % Stride efficiency



Disclaimer.

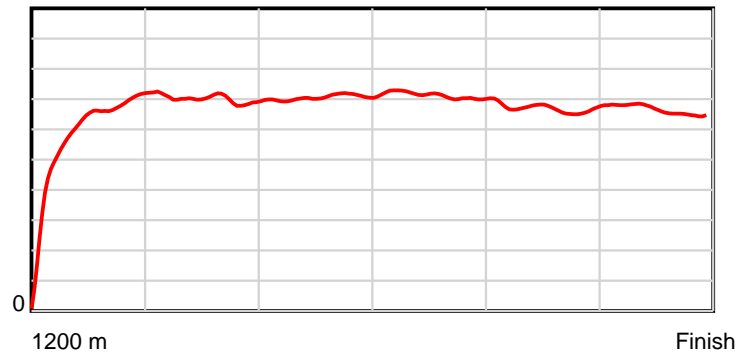
Tasracing Pty Ltd and Thoroughbred Ratings Pty Ltd accepts no responsibility for the completeness or accuracy of any of the information contained herein, and makes no representations about its suitability for any particular purpose. Users should make their own judgements about those matters and/or seek independent advice. You assume all risks associated with use of the data provided on this page.

Tasmanian Turf Club, Launceston, 2012-02-22

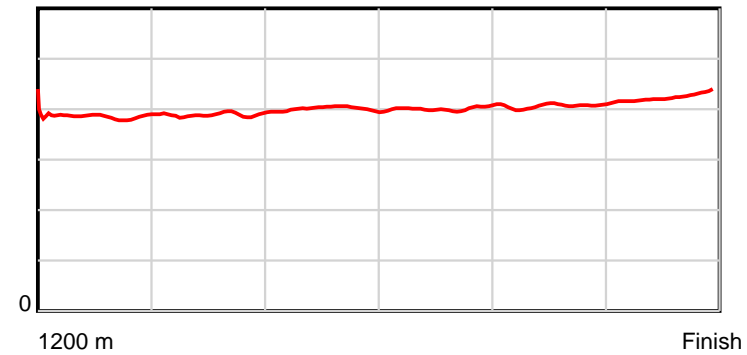
Race 10, Distance 1200m, Mowbray - Offset 6m

Result	TAB no.	Horse (Barrier)	1200 to	1000m to	800m to	600m to	400m to	200m to	Total or	Margin
7th	9	Wide Open Spac... (7)	1000m	800m	600m	400m	200m	WP	Average	
		Position in running (margin)	-	2(0.7)	2(0.0)	2(1.0)	4(2.4)	8(3.9)		7.30
		Sectional time (s)	14.14	11.19	11.58	11.19	12.13	12.75		
		Cumulative time (s)	72.99	58.85	47.65	36.07	24.88	12.75	1:12.98	
		Speed (m/s)	14.14	17.87	17.27	17.87	16.49	15.69	16.44	
		Stride length (m)	5.60	6.95	6.91	7.17	6.70	6.68	6.63	
		Stride duration (s)	0.381	0.389	0.400	0.401	0.406	0.426	0.403	
		Stride efficiency (%)	49.03	75.51	74.71	80.38	70.14	69.67	68.61	
		Stride count	35.71	28.77	28.93	27.89	29.85	29.95	181.10	

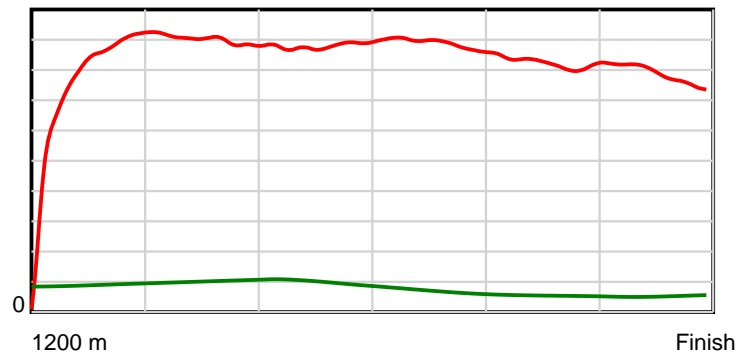
10 m Stride length



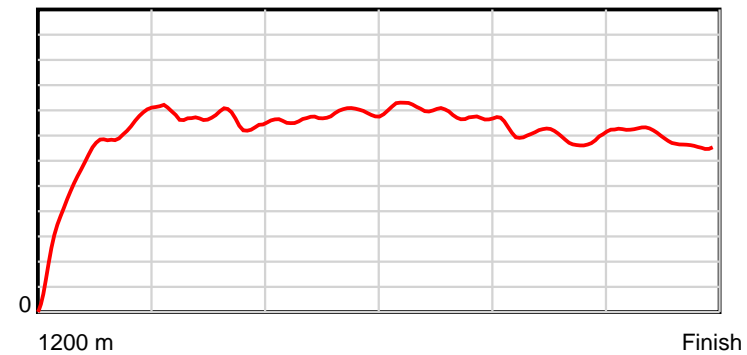
0.6 s Stride duration



20 m/sec Speed



120 % Stride efficiency



Disclaimer.

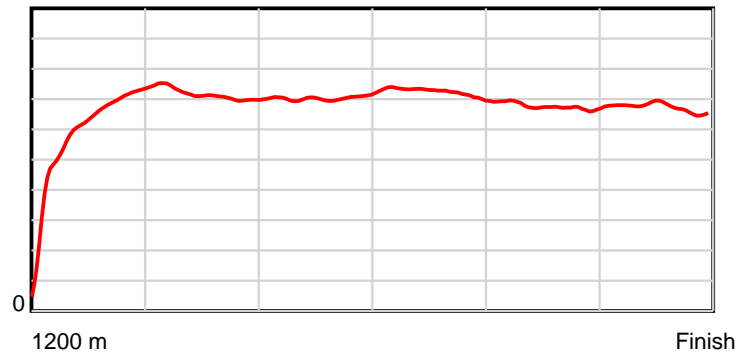
Tasracing Pty Ltd and Thoroughbred Ratings Pty Ltd accepts no responsibility for the completeness or accuracy of any of the information contained herein, and makes no representations about its suitability for any particular purpose. Users should make their own judgements about those matters and/or seek independent advice. You assume all risks associated with use of the data provided on this page.

Tasmanian Turf Club, Launceston, 2012-02-22

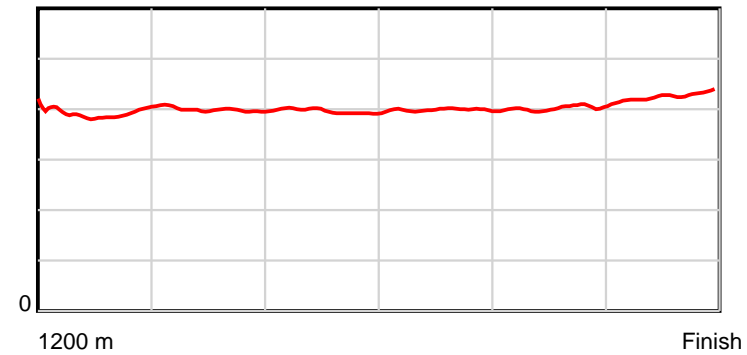
Race 10, Distance 1200m, Mowbray - Offset 6m

Result	TAB no.	Horse (Barrier)	1200 to	1000m to	800m to	600m to	400m to	200m to	Total or	Margin
8th	12	So Fast So Goo... (8)	1000m	800m	600m	400m	200m	WP	Average	
		Position in running (margin)	-	5(1.9)	5(1.9)	4(1.6)	2(1.3)	6(3.3)		7.60
		Sectional time (s)	14.40	11.31	11.36	10.93	12.21	12.83		
		Cumulative time (s)	73.05	58.65	47.34	35.97	25.04	12.83	1:13.04	
		Speed (m/s)	13.89	17.68	17.61	18.30	16.38	15.59	16.43	
		Stride length (m)	5.72	7.05	6.97	7.30	6.58	6.66	6.67	
		Stride duration (s)	0.394	0.399	0.396	0.399	0.402	0.427	0.406	
		Stride efficiency (%)	51.08	77.77	75.81	83.21	67.73	69.38	69.57	
		Stride count	34.98	28.35	28.71	27.41	30.38	30.02	179.85	

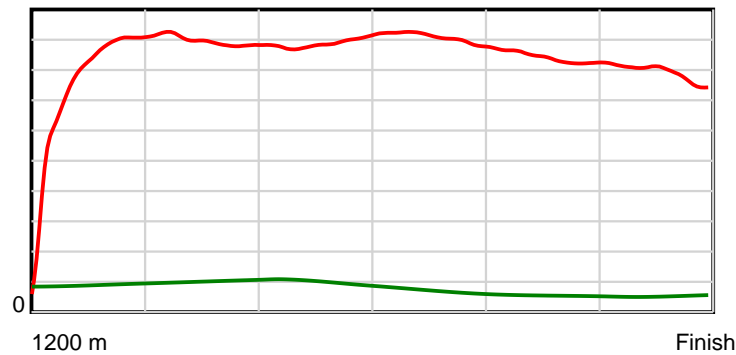
10 m Stride length



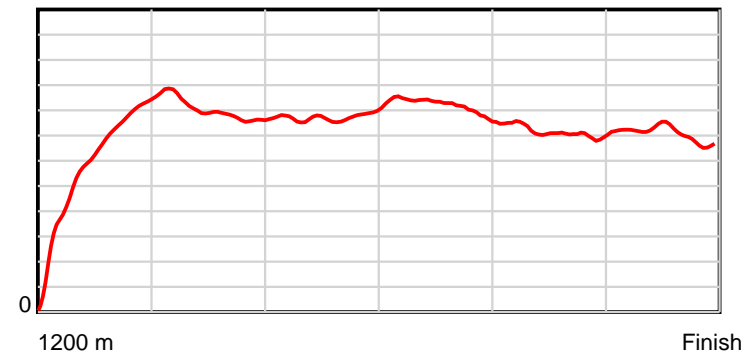
0.6 s Stride duration



20 m/sec Speed



120 % Stride efficiency



Disclaimer.

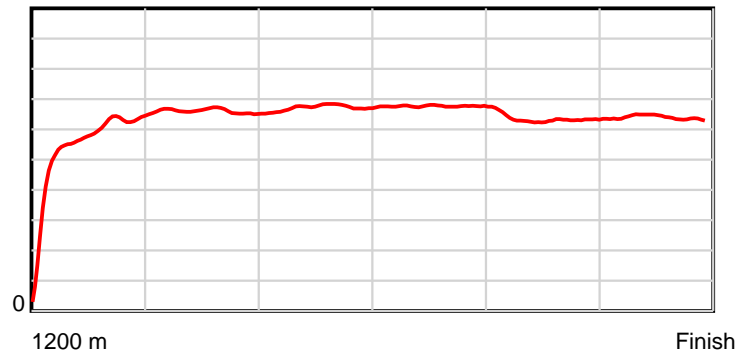
Tasracing Pty Ltd and Thoroughbred Ratings Pty Ltd accepts no responsibility for the completeness or accuracy of any of the information contained herein, and makes no representations about its suitability for any particular purpose. Users should make their own judgements about those matters and/or seek independent advice. You assume all risks associated with use of the data provided on this page.

Tasmanian Turf Club, Launceston, 2012-02-22

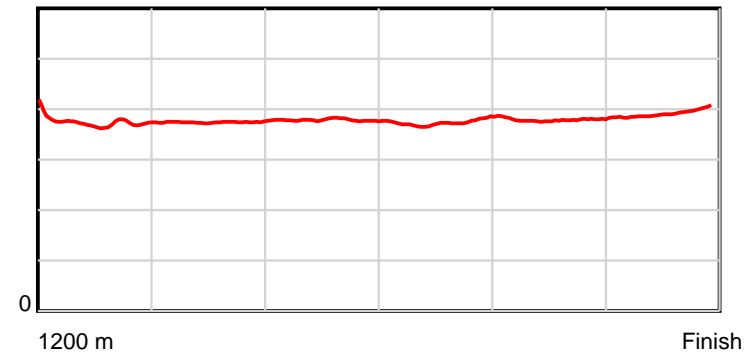
Race 10, Distance 1200m, Mowbray - Offset 6m

Result	TAB no.	Horse (Barrier)	1200 to	1000m to	800m to	600m to	400m to	200m to	Total or	Margin
9th	10	Arnika (9)	1000m	800m	600m	400m	200m	WP	Average	
		Position in running (margin)	-	8(4.3)	8(4.7)	8(5.4)	9(5.0)	9(7.1)		8.00
		Sectional time (s)	14.85	11.39	11.52	10.91	12.23	12.23		
		Cumulative time (s)	73.12	58.27	46.88	35.36	24.45	12.23	1:13.12	
		Speed (m/s)	13.47	17.56	17.36	18.33	16.35	16.35	16.41	
		Stride length (m)	5.30	6.56	6.57	6.85	6.20	6.42	6.27	
		Stride duration (s)	0.378	0.374	0.378	0.373	0.379	0.393	0.382	
		Stride efficiency (%)	43.96	67.28	67.41	73.24	60.01	64.40	61.51	
		Stride count	37.71	30.48	30.45	29.21	32.27	31.15	191.27	

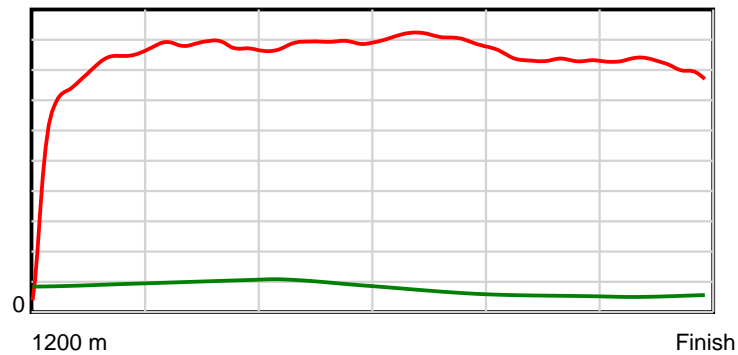
10 m Stride length



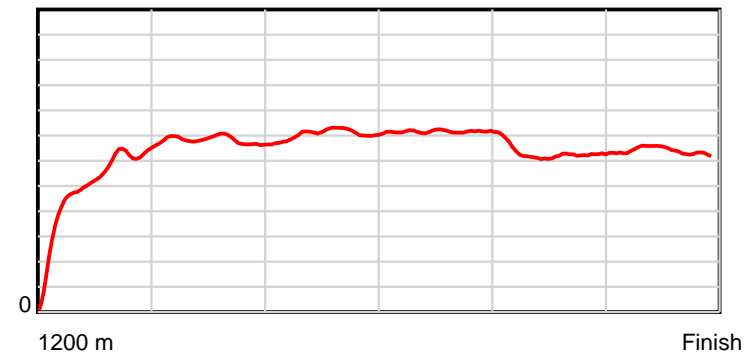
0.6 s Stride duration



20 m/sec Speed



120 % Stride efficiency



Disclaimer.

Tasracing Pty Ltd and Thoroughbred Ratings Pty Ltd accepts no responsibility for the completeness or accuracy of any of the information contained herein, and makes no representations about its suitability for any particular purpose. Users should make their own judgements about those matters and/or seek independent advice. You assume all risks associated with use of the data provided on this page.

Tasmanian Turf Club, Launceston, 2012-02-22

Race 10, Distance 1200m, Mowbray - Offset 6m

Scratched or DNF entries

Result	TAB no.	Horse (Barrier)
SCR	2	King Kalakaua (0)

Result	TAB no.	Horse (Barrier)
SCR	8	My Fraulein (0)

Result	TAB no.	Horse (Barrier)
SCR	11	Here's Kilandy... (0)

Disclaimer.

Tasracing Pty Ltd and Thoroughbred Ratings Pty Ltd accepts no responsibility for the completeness or accuracy of any of the information contained herein, and makes no representations about its suitability for any particular purpose. Users should make their own judgements about those matters and/or seek independent advice. You assume all risks associated with use of the data provided on this page.